

Sweetwater Square 19H Series

Features

19" square cast aluminum bases
(.250 min. wall)

Tapered and fluted cast aluminum shaft is circumferentially welded to the base

3" and 4" tenon for luminaire mounting

Galvanized anchor bolts included

Access door for anchor bolts and wiring is secured with tamper resistant stainless steel screws

Ground lug provided inside base


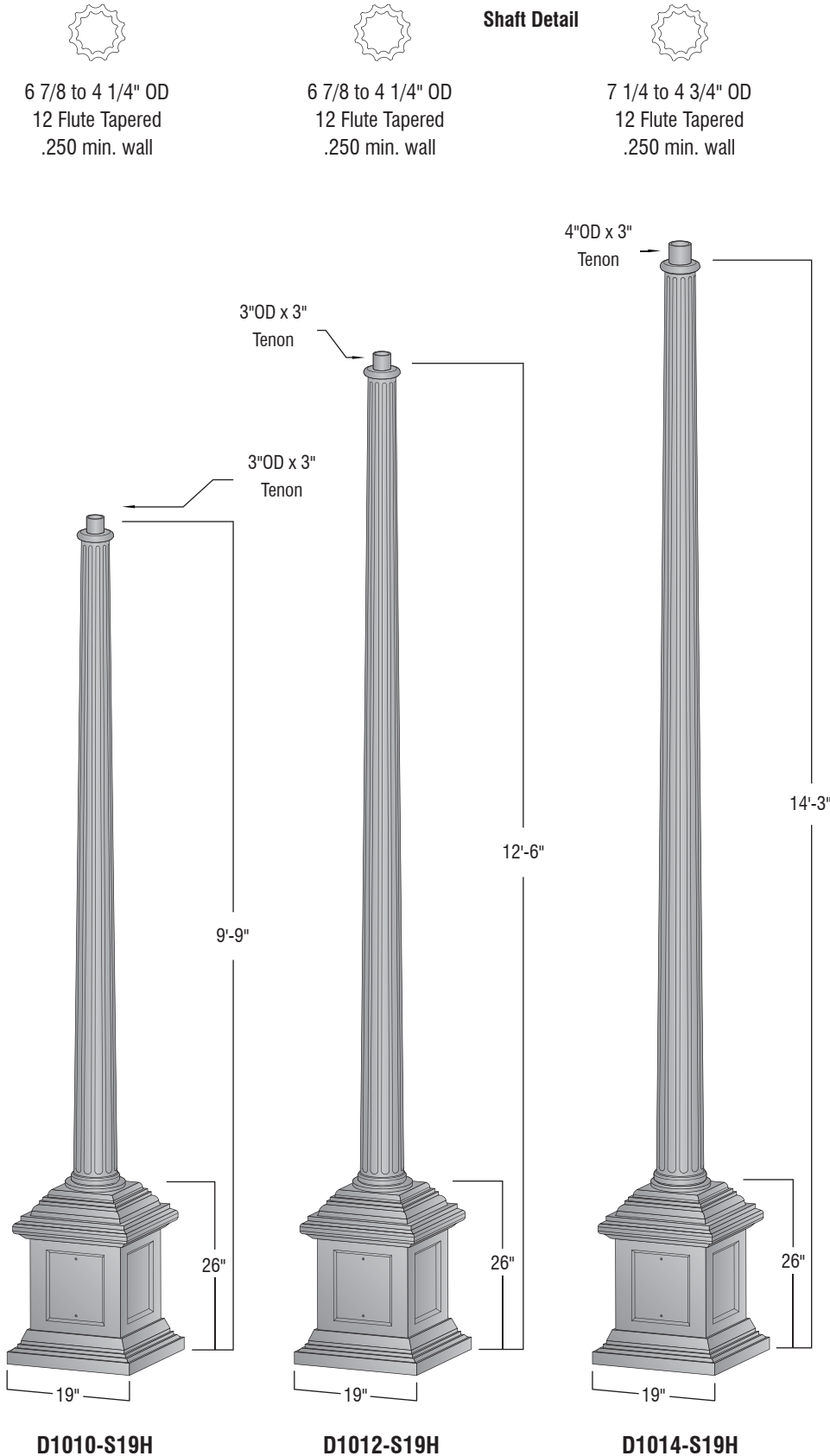
Capable of supporting multiple light brackets

Materials

Base - Cast aluminum (A319)

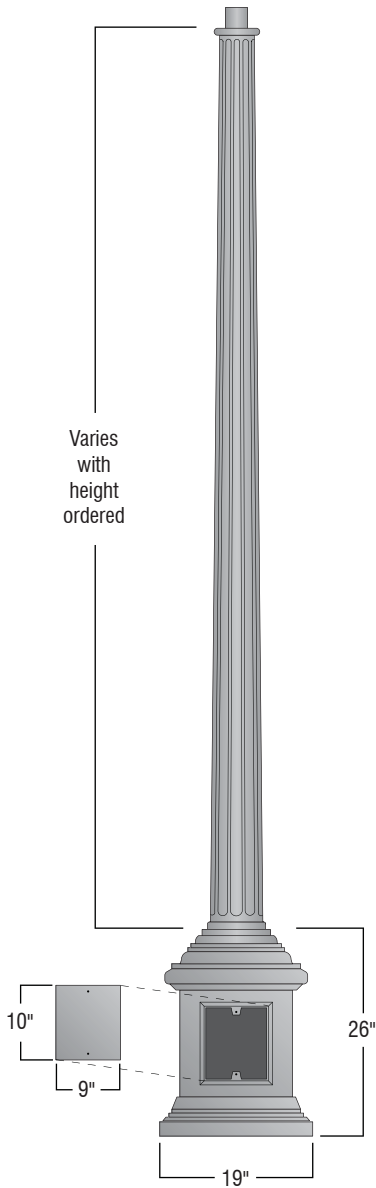
Shaft - Cast Aluminum (A319)

Anchor Bolts - Hot dipped galvanized steel



Sweetwater Square 19H Series

CAST
POLES



Finish

The post will be finished with an electrostatically applied thermoset polyester powder coat. Prior to finishing, the parts are thoroughly cleaned using both abrasive and chemical methods. Our powder coat finish is durable, long lasting, attractive and scratch resistant as well as environmentally friendly. We offer 7 stock finishes or hundreds of special order colors including custom matching for existing projects (stock colors shown below).

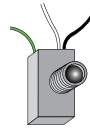
Standard solid colors are:

- GRN** - Green
- CLB** - Classic Bronze
- TBK** - Textured Black
- BLK** - Satin Black

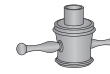
Premium finishes are:

- GTG** - Granite Green
- ATC** - Antique Copper
- WHT** - White

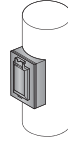
Accessories See "Accessories" section for more information



PCL
Dusk to dawn photocell
Available for 120v (PCL)
or 208-277v (PCL multi).

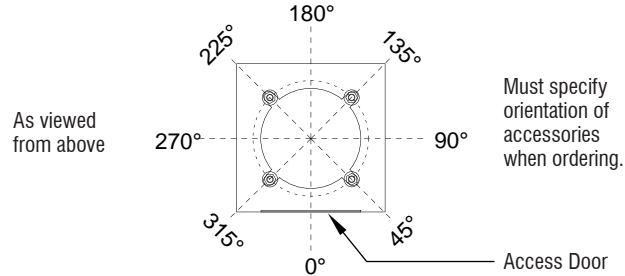


LR
Cast aluminum decorative
ladder rest. Slip fits 3"o.d.
pole or tenon (not
designed to support
ladder).

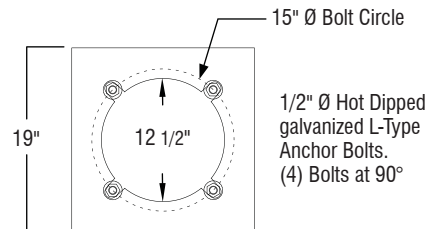


GFCI
Ground fault circuit
protected duplex outlet.
Available Recess
mounted (GFCI-RM) as
shown or surface mount
(GFCI-SM).

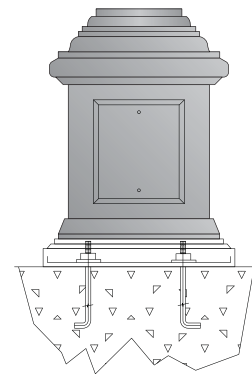
Accessory Orientation Guide



Anchor Details



Anchor bolts and templates can be requested prior to product shipment.



Ordering Guide

