

800.364.0098 • Fax: 281.997.5441 • www.amerluxexterior.com

Description

The **DC410** is a contemporary styled Luminaire that consists of a cast aluminum base, spun aluminum shade and cap, and an acrylic lens. It features a borosilicate glass refractor to deliver Type V light distribution.

Installation

The luminaire will mount to a 3" OD post or tenon with 5/16" black oxide coated stainless steel set screws to ensure a solid connection.

Electrical


- High power factor ballast (HPF), core and coil type, pre-wired and tested
- Easy ballast pod access
- 4KV pulse rated porcelain socket
- Suitable for wet location

Optics

- Clear acrylic lens
- Four tiered louver (**LVR**)
- Type V (**L5**) light distribution with borosilicate refractor

Finish

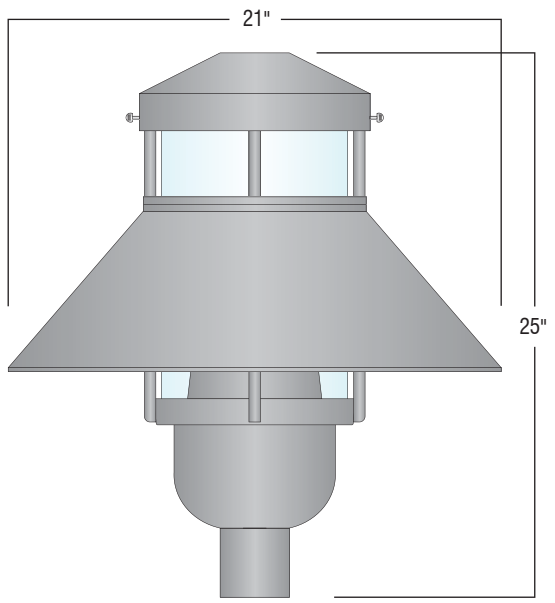
Premium quality thermoset polyester powdercoat (see Finish Selection)



Ordering Guide

Luminaire	Optical System	Light Source	Voltage	Finish	Option
DC410	L5	100HPS	120v	BLK	PCL
	LVR	100MH,150MH	208v	CLB,GRN	HSS
	FDR	150HPS,PL-13	240v	WHT,TBK	
		(2)PL13,CFL26	277v	ATC,GTG	
		CFL32,CFL42			

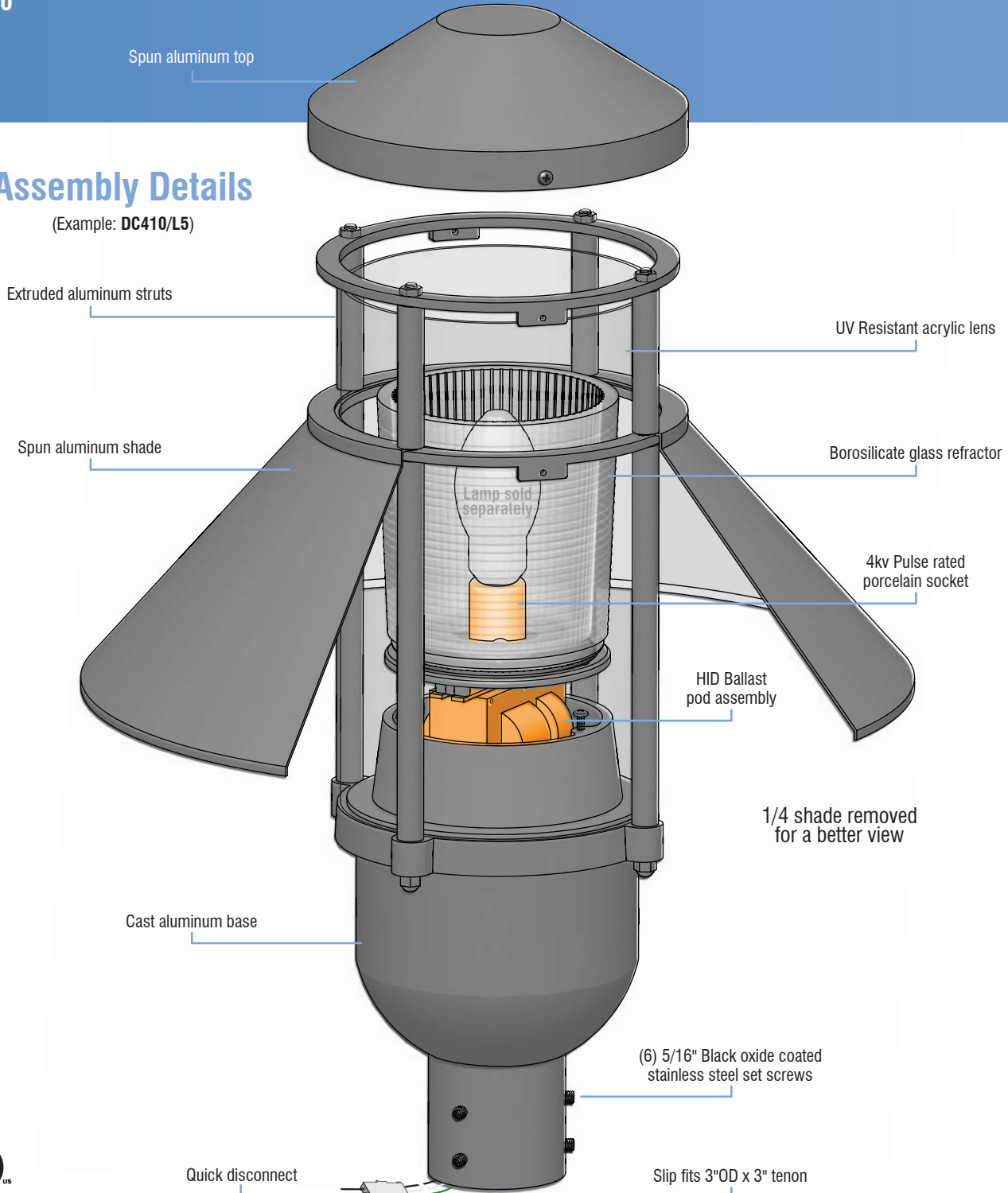
Additional light sources, voltages, and custom colors are available. Contact factory for details.



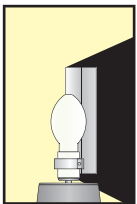
Light Sources	
Wattage	Socket Type
50MH, 70MH,100MH,150MH	Medium
50HPS,70HPS,100HPS,150HPS	Medium
PL-13	2-pin
CFL 26, 32, or 42	4-pin

Assembly Details

(Example: DC410/L5)



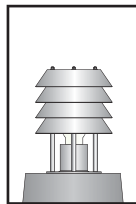
Options



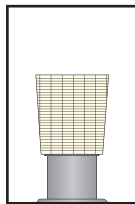
HSS
House Side Shield
for use with
Optical Systems



FDR
Faceted
Downlight
Reflector

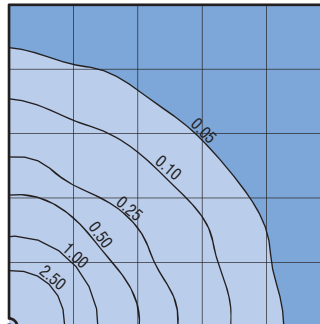


LVR
4 Tier
Anodized
Aluminum
Louver



L3 or L5
Type III (L3) or
Type V (L5)
Glass Refractor

Standard Photometry



DC410/L5
Typical HID light source
14,000 Lumen
12' Mounting Height
Grid Spacing is 12'